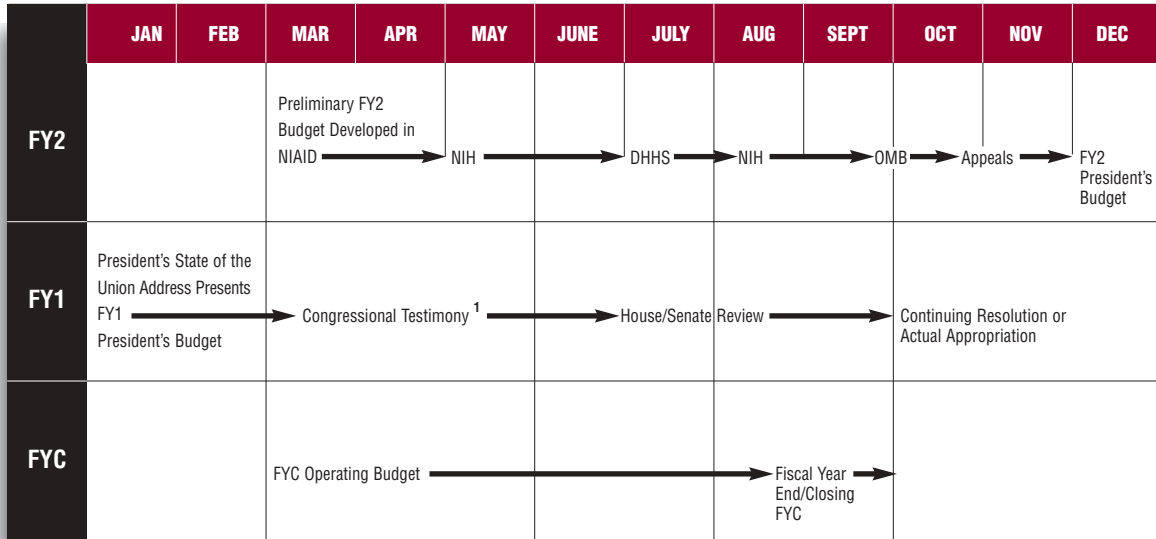


FEDERAL BUDGET PROCESS



FISCAL YEAR = OCTOBER 1 TO SEPTEMBER 30

FY2 = SECOND FUTURE FISCAL YEAR

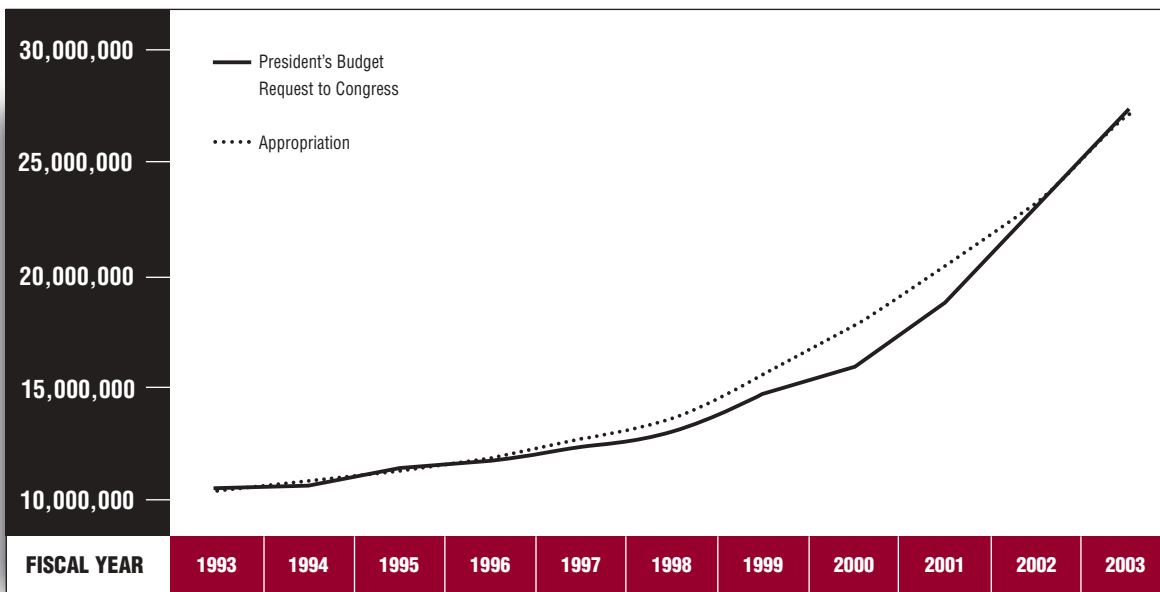
FY1 = FIRST FUTURE FISCAL YEAR

FYC = CURRENT FISCAL YEAR

¹ NIH Director and NIH IC Directors, including Director, NIAID, provide congressional testimony to the House and Senate Appropriations Subcommittees on Labor, Health and Human Services, and Education.

NIH APPROPRIATIONS HISTORY: FY 1993–2003

DOLLARS IN THOUSANDS



Fiscal Year	President's Budget Request to Congress	House Allowance	Senate Allowance	Appropriation ^a
<i>(Dollars in Thousands)</i>				
1993	10,579,684,000	10,368,551,000	10,387,721,000	10,326,604,000 ^b
1994	10,667,984,000	10,936,652,000	10,956,389,000	10,937,653,000 ^c
1995	11,473,000,000	11,322,023,000	11,333,181,000	11,299,522,000 ^d
1996	11,773,066,000	11,939,001,000	11,639,204,000	11,927,562,000 ^e
1997	12,406,300,000 ^f	12,747,203,000	12,414,580,000 ^g	12,740,843,000 ^h
1998	13,078,203,000 ⁱ	13,505,294,000	13,692,844,000	13,647,843,000 ^j
1999	14,763,313,000 ^k	14,862,023,000	15,622,385,000	15,612,386,000 ^l
2000	15,932,786,000	16,936,314,000	17,613,470,000	17,826,571,000
2001	18,812,735,000	20,512,735,000	20,512,735,000	20,361,130,000
2002	23,041,902,000	22,874,971,000	23,695,260,000	23,175,843,000 ^m
2003	27,343,417,000	26,481,064,000	27,192,926,000	27,066,782,000

a Reflects enacted supplements, rescissions, and reappropriations.

b Reflects enacted administrative reductions of an across-the-board 0.8 percent of \$83,571,000, \$34,857,000 for salaries and expenses, and a consultant services reduction of \$1,342,000. All columns adjusted to include transfer from ADAMHA.

c Reflects a salaries and expense rescission of \$18,120,000. Excludes \$1,000,000 supplemental in NCCR for earthquake relief.

d Includes \$1,299,328,000 for NIH research appropriated to the NIH Office of AIDS Research. Reflects enacted reductions of \$7,446,000 for procurement, \$345,000 for rent and \$4,401,000 for bonus pay, and rescission of \$10,000,000 in NCCR for construction and \$12,384,000 in administrative costs.

e Includes \$1,410,925,000 appropriated to the ICs for HIV research. Incorporates the NIH share of the Government-wide administrative cost rescission (\$5,780,000) and the Labor/HHS/Education bonus pay rescission (\$5,659,000).

f Includes \$1,431,908,000 for HIV research in the NIH Office of AIDS Research.

g Includes \$1,460,312,000 for HIV research in the NIH Office of AIDS Research.

h Includes \$1,501,073,000 for HIV research in the NIH Office of AIDS Research. Incorporated the NIH share of the salaries and expenses reduction (\$6,140,000) and the public/legislative affairs reduction (\$220,000).

i Includes \$1,540,765,000 for HIV research in the NIH Office of AIDS Research.

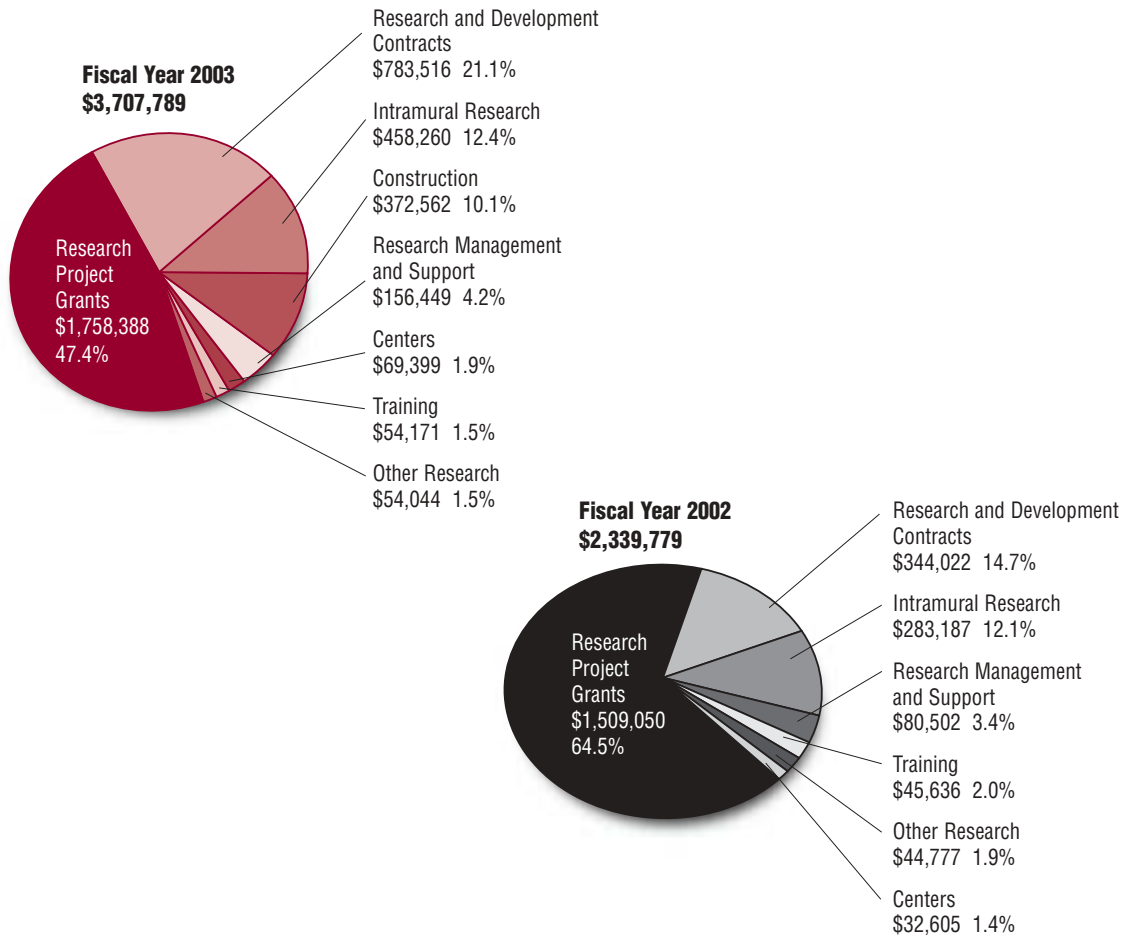
j Includes \$1,607,053,000 appropriated to the ICs for HIV research.

k Reflects a decrease of \$34,530,000 for the budget amendment for bioterrorism. Includes \$1,728,099,000 for HIV research in the NIH Office of AIDS research.

l Includes \$1,798,424,000 appropriated to the ICs for HIV research.

m Includes \$2,535,672,000 appropriated to the ICs for HIV research. Reflects NIH share of across-the-board reduction (\$9,273,000) and transfer for \$100M to the Global Fund for HIV/AIDS, malaria, and tuberculosis.

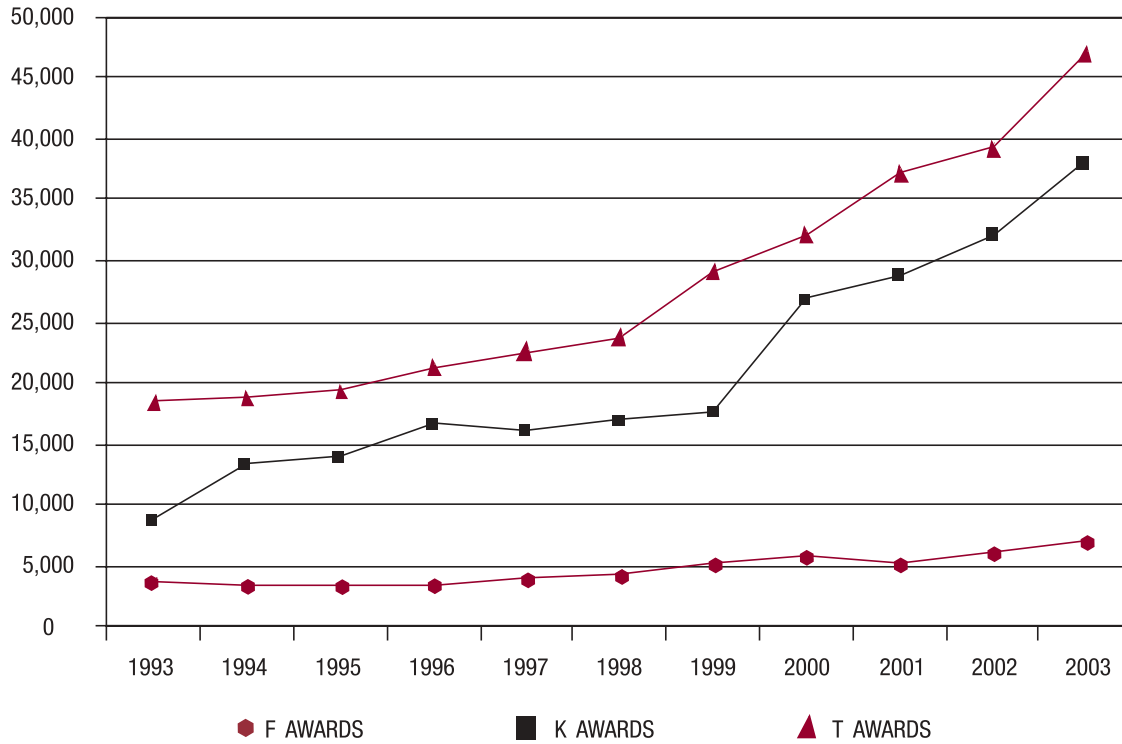
NIAID FUNDING BY BUDGET MECHANISM: FY 2002–2003



Budget Mechanism	FY 2003 ^a	% of Total	FY 2002 ^a	% of Total	% Change
Research Project Grants					
Noncompeting	\$1,187,093		\$1,103,835		
Competing	491,318		334,818		
Subtotal, RPGs	1,758,388	47.4	1,509,050	64.5	-17.1
Centers	69,399	1.9	32,605	1.4	+5
Other Research	54,171	1.5	44,777	1.9	-4
Training	54,044	1.5	45,636	2.0	-5
R&D Contracts	783,516	21.1	344,022	14.7	+6.4
Subtotal, Extramural	2,719,518		1,967,090		
Intramural Research	458,260	12.4	283,187	12.1	+3
Research Management and Support	156,449	4.2	80,502	3.4	+8
Construction	372,562	10.1			
Total	\$3,707,789		\$2,339,779		+58.5

^a Dollars in thousands and reflects "Actuals" versus appropriations.

NIAID RESEARCH TRAINING AND CAREER AWARDS^a: FY 1993–2003 (DOLLARS IN THOUSANDS)



^a Includes F, K, and T awards described in the appendices section, NIH Extramural Funding Mechanisms used by NIAID.

Fiscal Year	T AWARDS (INSTITUTIONAL AWARDS)		K AWARDS (CAREER AWARDS)		F AWARDS (INDIVIDUAL TRAINING AWARDS)	
	No. Awards	Dollar Amount	No. Awards	Dollar Amount	No. Awards	Dollar Amount
1993	116	\$18,550	117	\$8,818	128	\$3,606
1994	115	18,894	174	13,411	125	3,378
1995	118	19,539	176	13,884	124	3,386
1996	123	21,254	204	16,566	126	3,439
1997	140	22,478	204	16,159	150	4,067
1998	152	23,738	211	16,908	151	4,350
1999	148	29,092	205	17,686	146	5,177
2000	164	32,035	241	26,863	161	5,709
2001	923	37,113	245	28,885	146	5,266
2002	919	39,474	272	32,237	153	6,162
2003	1,014	46,936	309	38,030	163	7,108